

An Egghead Original

My First Preschool Book

by Stephanie Ruby and Christi Gifford



www.EggheadAcademics.com



My First **Preschool Book**

by Stephanie Ruby and Christi Gifford

© 2010 Egghead Academics

All rights reserved


Author/Activity Creator: Stephanie Ruby

Cover Art/Layout and Design: Christi Gifford, www.ArtDesignsbyChristi.com

The material found in this lapbook belongs, exclusively, to *Egghead Academics™*. Permission is granted to the original purchaser to reproduce this activity book for noncommercial use only. Permission is granted for the material to be copied for use within a classroom, but may not be shared within a school or district.

My First **Preschool Book**

Table of Contents

(Click  the titles below to go to each section.)

Introduction

Handwriting Practice

Scissor Practice

Shapes

Memory Matching

Let's Count!

Match the Numbers

How Many?

Letter Recognition

Match the Letters

Meet Egghead Academics' Owners

My First **Preschool Book**

Your little one is growing up! Have fun and enjoy this age- it's so full of wonder and excitement! Every day brings new learning experiences. Children at this age love to try new things and they are eager to please, making this the perfect time to introduce new ideas to them.

This book is a gentle way to introduce concepts that will help a child learn to read and write, providing a strong foundation for future skills. And don't forget math- we have included number recognition and counting activities for you and for your child to work on together.

At this age "school" should be light and fun. Keep the lessons short, taking the lead of the child's attention span. If your child looks to be stressed, or has stopped enjoying himself, it is probably best to put the activity away until another time.

I hope you enjoy this activity book!

Sincerely,

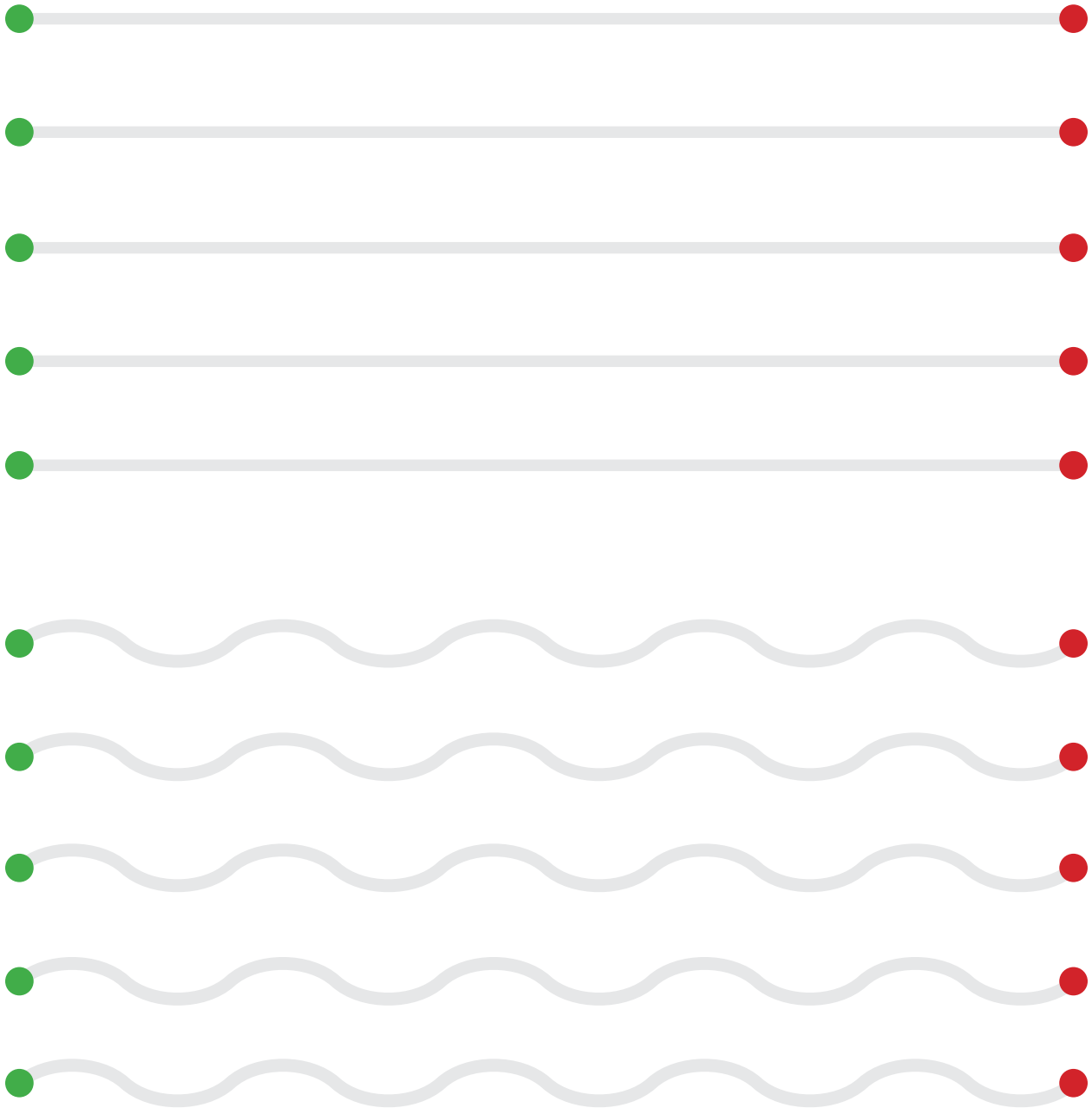
Walter Eggbert

President and Mascot of Egghead Academics



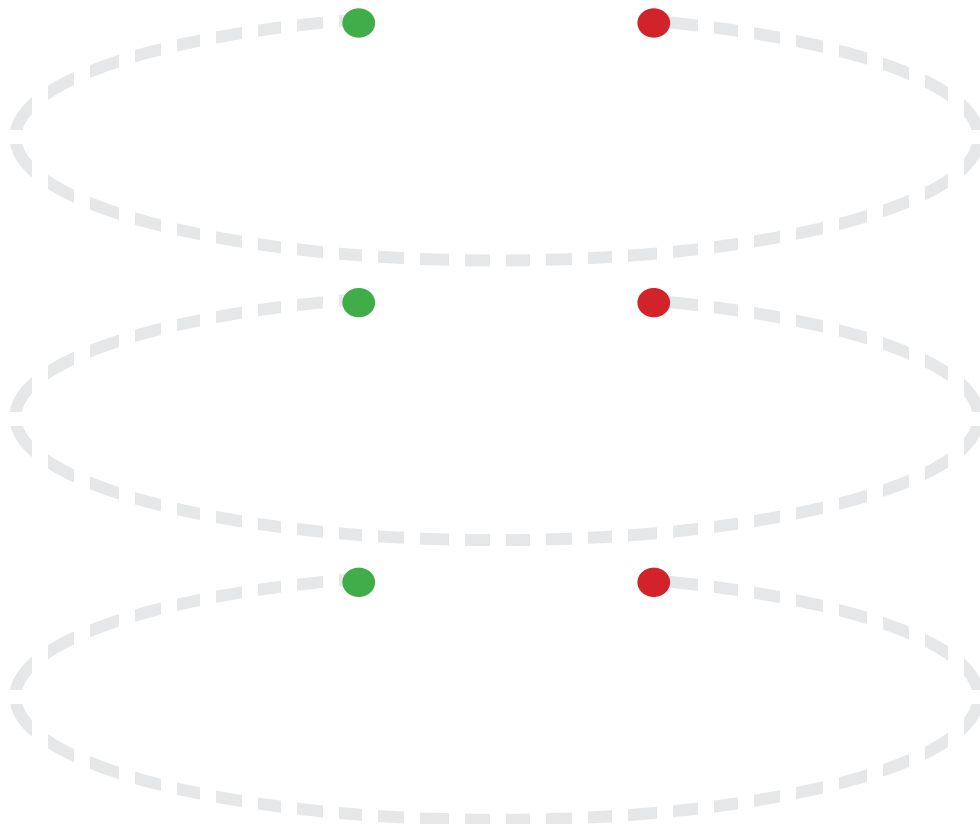
Handwriting Practice

Tracing lines is a great way to start the handwriting process with your preschooler. Have your little one practice tracing the lines below. Explain that in writing, just like when we read, we start on the left side of the page and go towards the right side. They should “start” at the green dot and “stop” at the red dot.



Scissor Practice





Scissors can be a lot of fun for young children, but they can take a lot of practice to get used to! Using a pair of safety scissors, allow your little one to cut on the lines below. To make things a little easier, have them start on the green and stop on the red, just like in the last activity.



Memory Matching

Cut out the cards below (this works better if the page is printed on a heavier paper). Flip them over so that the shapes cannot be seen. Starting with the youngest player, turn two cards over; if they match, that player gets a point. If they do not match, turn them back over and the next player takes a turn. Continue until all of the matches have been found.

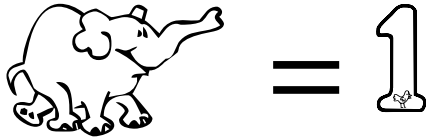
This game has various ways to play, depending on the skill(s) you would like to work on. The matches can be made by color only, shape only, or by colors and shapes. You choose!




Let's Count!

Look at the animals below. Count them as you color them.

How many elephants do you see below?




Now let's count hippos.




Can you tell me how many gorillas are below?



How many koalas do you see?



Let's count lions now!



Letter Recognition

On the next pages we are going to look at letters and the sounds they make. Each letter has a capital letter and a lower-case letter. Work on recognizing both.

Choose a "letter of the week." Color the letters and the picture that goes with it. Then, draw another picture that begins with that sound. You can also cut out photos from magazines and glue them on the pages. Spend the entire week focusing on that letter and looking for words that begin with that letter wherever you go.



Meet Egghead Academics' Owners



*Stephanie Ruby lives in Ohio with her husband, Shawn, and three children—Deuce, Dakota, and Abriella. She loves writing lapbooks, unit studies, and activity guides for children. As Steph and Shawn have been preparing to become missionaries with Inner City Impact, they realized that it would be helpful for Steph to open her own store to sell the curriculum guides that she had been already writing for her own kids. She, along with a close friend, opened **Egghead Academics**[™], where you will find hands-on lapbooking guides and more, laid out in an easy-to-use format. Feel free to contact Steph at www.EggheadAcademics.com, www.innercityimpact.org, www.homeschoolblogger.com/sisterchicksteph, www.facebook.com/EggheadAcademics, www.facebook.com/sisterchicksteph, steph@EggheadAcademics.com.*

*Happily married to her wonderful husband, Lucky, for seventeen years, Christi Gifford makes her home in South Carolina. They have four beautiful children—Morgan, Codi, Jacob, and Emma. With thirteen years experience in graphic design, Christi enjoys working on many different types of projects and activities. After owning her own graphic design business for 9 years, she decided that she would love to branch out and design her own educational books for children. The opportunity came to open **Egghead Academics**[™] with a friend, and she is so excited to be doing that. You can contact Christi at www.EggheadAcademics.com, www.facebook.com/EggheadAcademics, www.ArtDesignsByChristi.com, christi@artdesignsbychristi.com, christi@eggheadacademics.com.*

